

Students Satisfaction Survey 2023-2024

A Analysis Report



Government College Bhoranj (Tarkwari)
District Hamirpur Himachal Pradesh
(NAAC Accredited Grade 'B' CGPA 2.37)

Website: <https://www.gcbhoranj.info>

Email: gcbhoranj-hp@nic.in

BACKGROUND

Education is the process to facilitate learning, acquisition of knowledge, skill, values and personal development and its evaluation is an important component of the teaching-learning process. It helps teachers and learners to improve teaching and learning and forming the values of judgment, educational status or achievement of students. Evaluation in one form or the other is inevitable in teaching-learning, as in all fields of activity of education judgments need to be made. In this context, the institutions need to re-evaluate their strategies in order to fulfill the above stated objectives. In this competitive environment, only those institutions can perform well which provide quality education, constructive environment and facilities to their students. Therefore, objective of this survey to measure the student satisfaction level on their experiences with college facilities: infrastructure, physical facilities, student support services, teacher communication, quality of teaching, quality of teaching-learning resources and teaching environment etc.

GUIDELINES FOR STUDENTS

The Higher Education sector is highly competitive. To impart quality education and provide competent resources to the society, stakeholder's inputs create a cutting edge in achieving this. Our institute Govt. College Bhoranj (Tarkwari) District Hamirpur, Himachal Pradesh fall under the category "Utkrisht Mahavidyalaya" with NAAC Accreditation Grade B in Second Cycle (CGPA 2.37) strives to reach high altitudes with continuous inputs especially from the major stakeholder's.

IQAC of the college has conducted a Student Satisfaction Survey regarding Teaching-Learning and Evaluation processes, which will help to upgrade the quality of higher education. Students will have to respond to all the questions given in the Google Form (available on the college website <https://www.gcbhoranj.info/>.) with her/his sincere effort and thought. Her/his identity will not be revealed.

DATA BASE AND METHODS

The institution has conducted Student Satisfaction Survey every year in the month of March or April. The survey has covered all the activities regarding to students satisfaction by taking the Student Satisfaction Survey form. The data was collected through the standardized questionnaire prepared by NAAC and for the execution of same the IQAC of GC Bhoranj

prepared a Google form which included twenty questions covering various aspects of teaching learning processes i.e. syllabus covered by the teachers, quality of the content prepared by the teachers, communication skills, assignments, evaluation process, role of mentors in identification of students strength and weaknesses, student centric approaches, use of ICT in effective teaching and learning and students suggestions for improvements. This Google forms was available for submission of the response on the college website and 126 responses were submitted by the students from various streams (B.A., B.Sc., B.Com., B.C.A. and PGDCA).

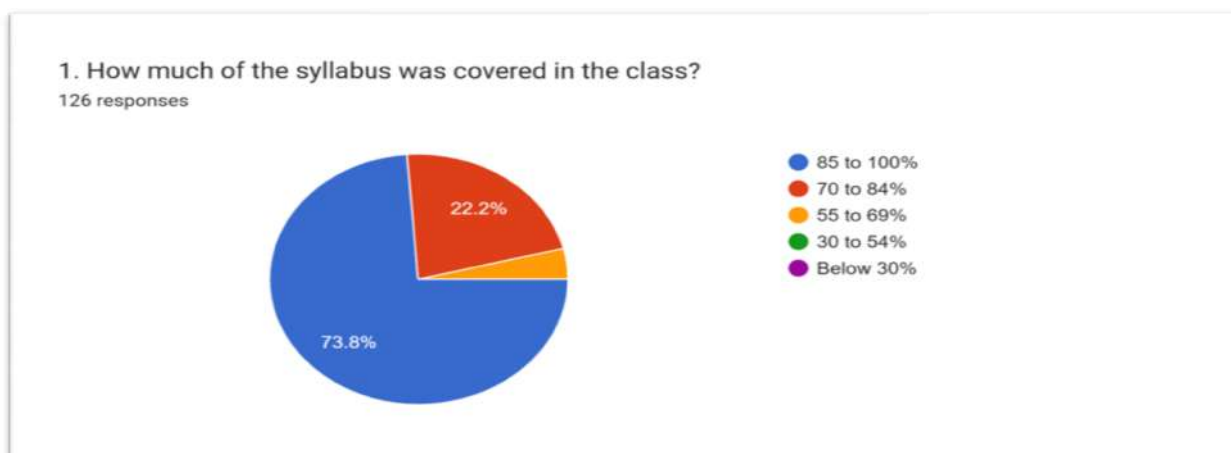
The responses collected through Google forms were further analyzed by using percentage method and on the basis of student's responses pie charts were prepared for better understanding of the overall quality of teaching learning process.

BRIEF ANALYSIS OF STUDENTS RESPONSES ON SATISFACTION SURVEY

The analysis of student's responses on various college facilities such as infrastructure, student support services, teacher communication, quality of teaching, quality of teaching-learning resources and teaching environment are described below:

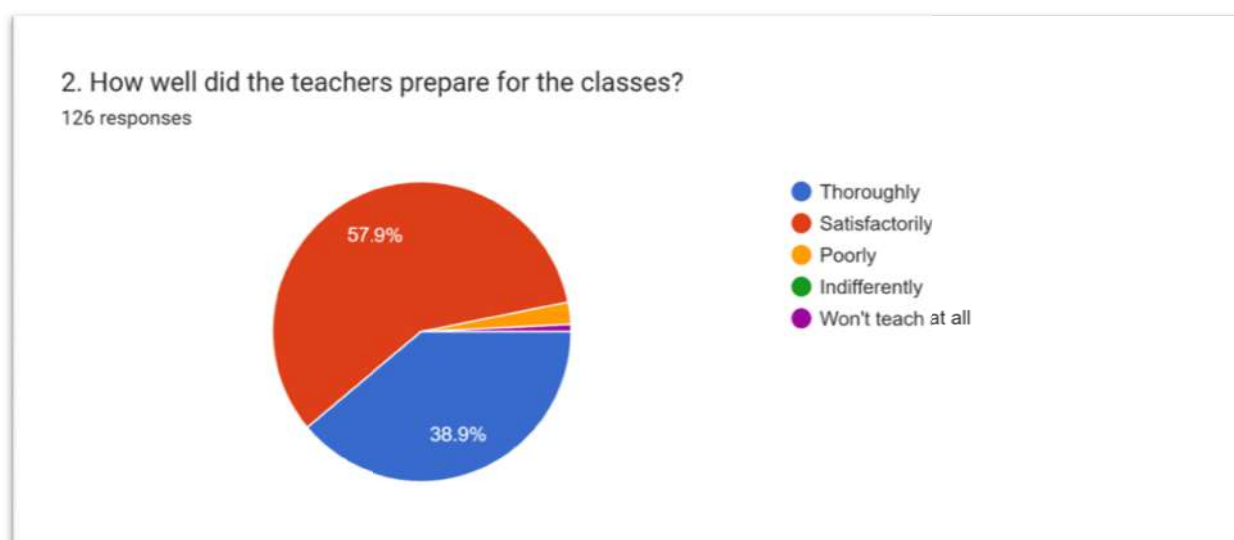
1. How much of the syllabus was covered in the class?

Percentage of Syllabus covered	Response %
85 to 100%	73.80
70 to 84%	22.20
55 to 69%	4.00
30 to 54%	0.00
Below 30%	0.00



2. How well did the teachers prepare for the classes?

Level of teachers preparation for the classes	Response %
Thoroughly	38.90
Satisfactorily	57.90
Poorly	2.40
Indifferently	0.00
Won't teach at all	0.80

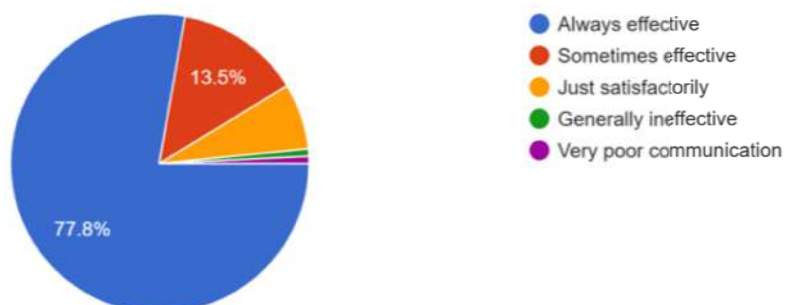


3. How well were the teachers able to communicate?

Teachers ability to communicate	Response %
Always effective	77.80
Just satisfactorily	13.50
Sometimes effective	7.10
Generally ineffective	0.80
Very poor communication	0.80

3. How well were the teachers able to communicate?

126 responses

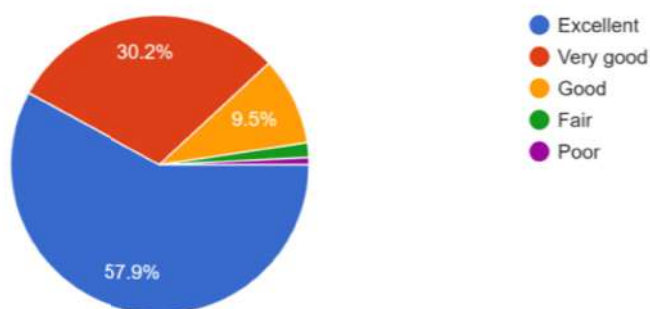


4. The teacher's approach to teaching can best be described as.

Teacher's approach to teach	Response %
Excellent	57.90
Very good	30.20
Good	9.50
Fair	1.60
Poor	0.80

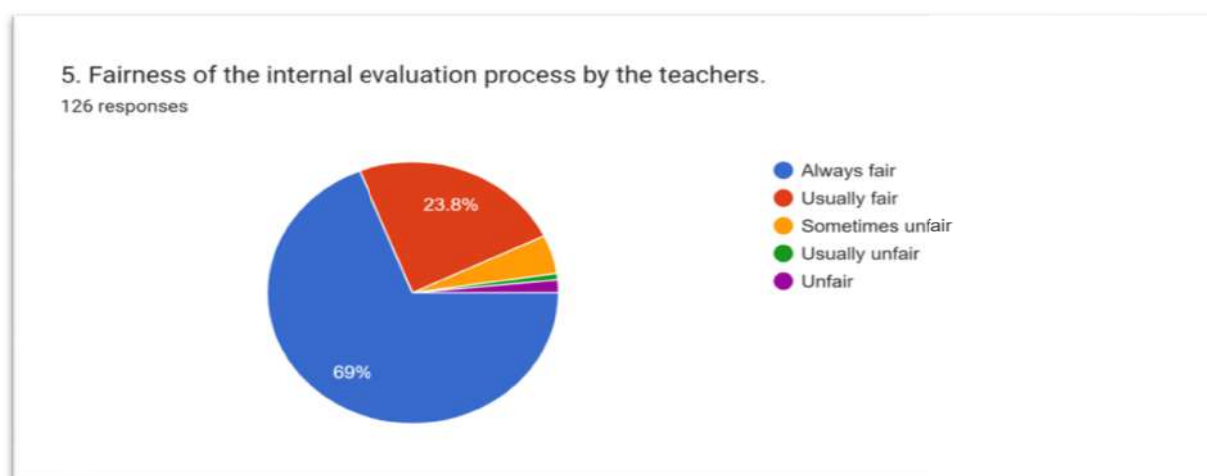
4. The teacher's approach to teaching can best be described as

126 responses



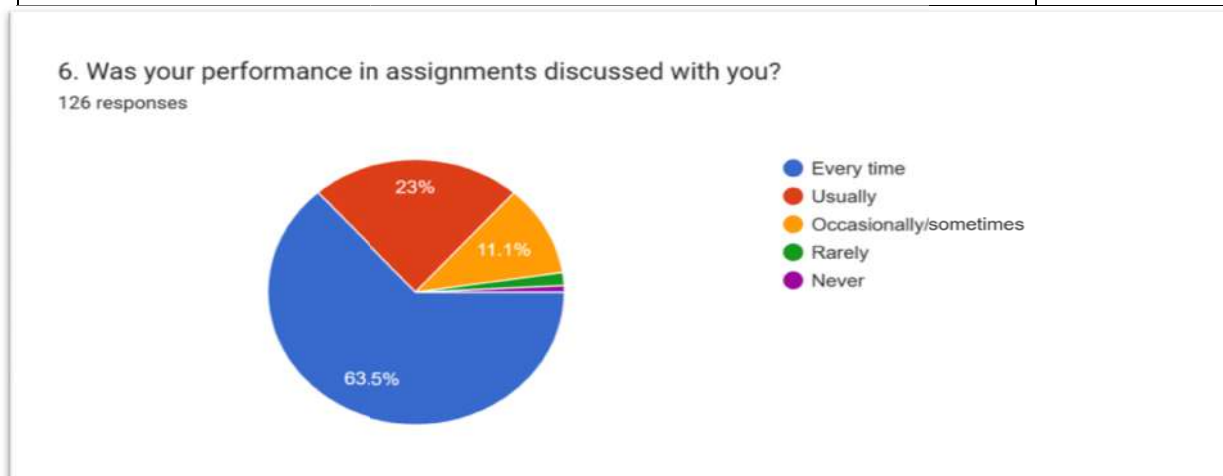
5. Fairness of the internal evaluation process by the teachers.

Process of Internal Evaluation	Response %
Always fair	69.0
Usually fair	23.80
Sometimes unfair	4.80
Usually unfair	0.80
Unfair	1.60



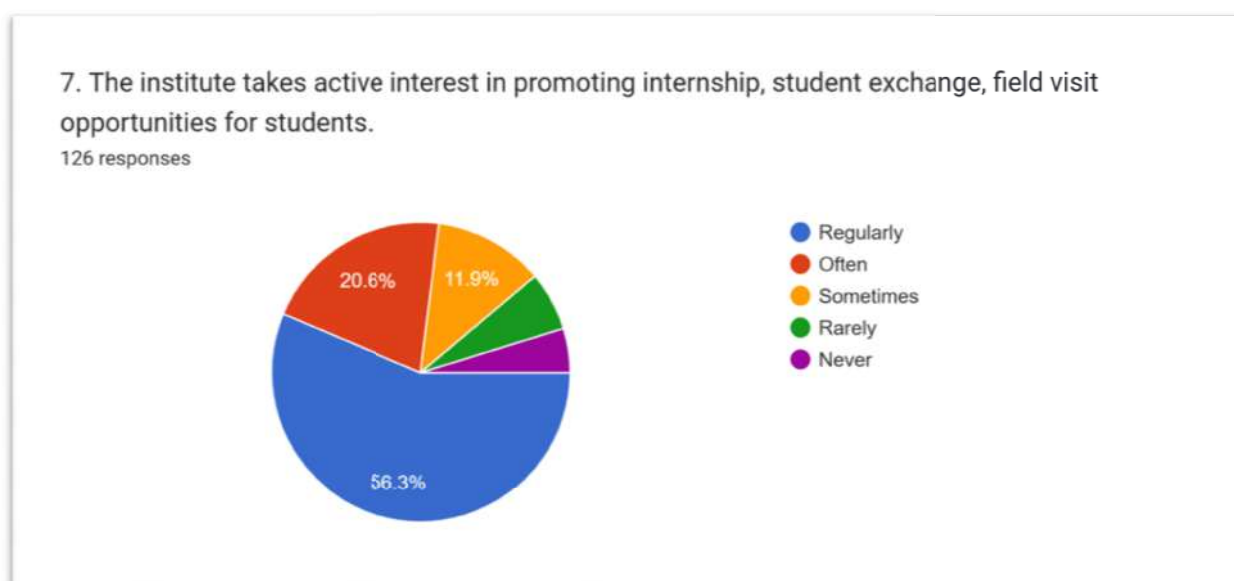
6. Was your performance in assignments discussed with you?

Discussion on Assignments Performance	Response %
Every time	63.50
Usually	23.00
Occasionally/sometimes	11.10
Rarely	1.60
Never	0.80



7. The institute takes active interest in promoting internship, student exchange, field visit opportunities for students.

Action Taken by Institute to Promote internship, student exchange, field visit opportunities	Response %
Regularly	56.30
Often	20.60
Sometimes	11.90
Rarely	6.30
Never	4.80

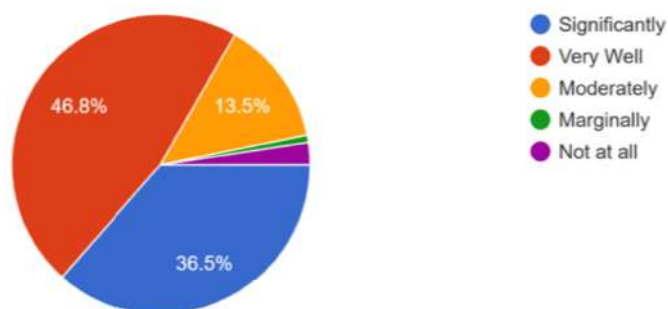


8. The teaching and mentoring process in your institution facilitates you in cognitive, social and emotional growth.

Teaching and Mentoring process facilitates you in cognitive, social and emotional growth	Response %
Significantly	36.50
Very Well	46.80
Moderately	13.50
Marginally	0.80
Not at all	2.40

8. The teaching and mentoring process in your institution facilitates you in cognitive, social and emotional growth.

126 responses

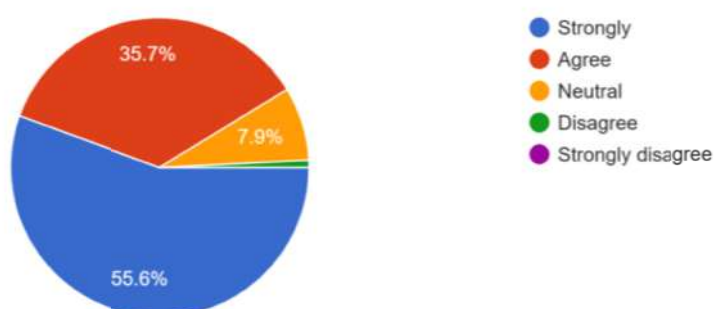


9. The institution provides multiple opportunities to learn and grow.

Institution provides multiple opportunities to learn and grow	Response %
Strongly Agree	55.60
Agree	35.70
Neutral	7.90
Disagree	0.80
Strongly disagree	0.00

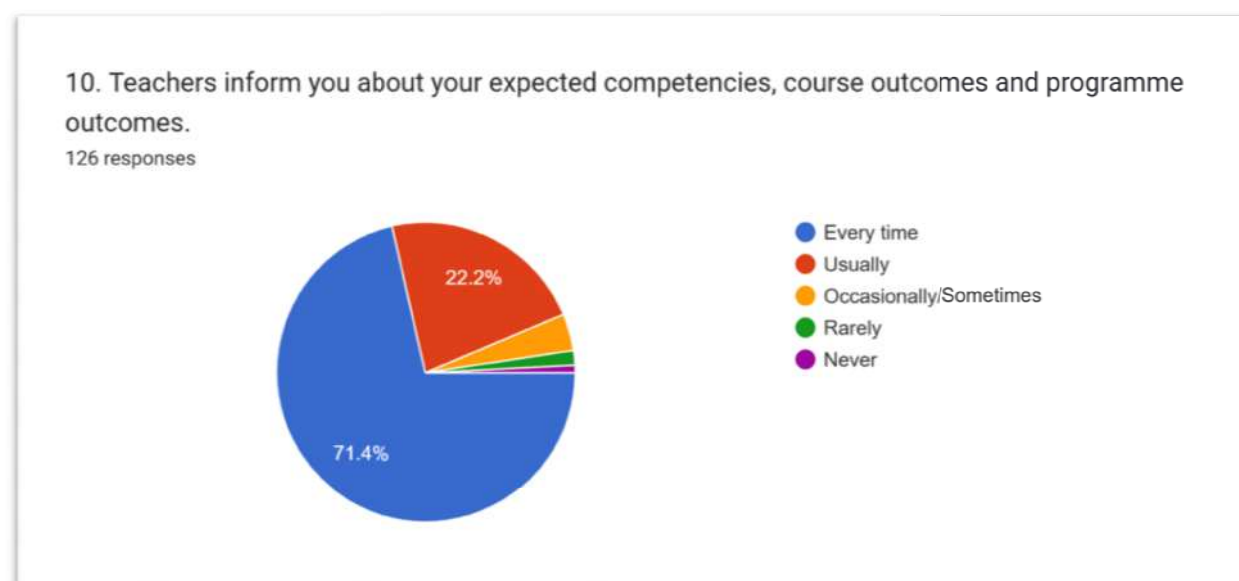
9. The institution provides multiple opportunities to learn and grow.

126 responses



10. Teachers inform you about your expected competencies, course outcomes and programme outcomes.

Teachers inform you about your expected competencies, course outcomes and programme outcomes.	Response %
Every time	71.40
Usually	22.20
Occasionally/Sometimes	4.00
Rarely	1.60
Never	0.80

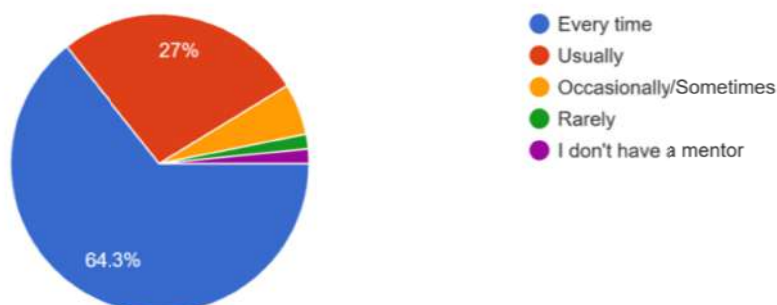


11. Your mentor does a necessary follow-up with an assigned task to you.

Mentor does a necessary follow-up with an assigned task to you	Response %
Every time	64.30
Usually	27.00
Occasionally/Sometimes	5.60
Rarely	1.60
I don't have a mentor	1.60

11. Your mentor does a necessary follow-up with an assigned task to you.

126 responses

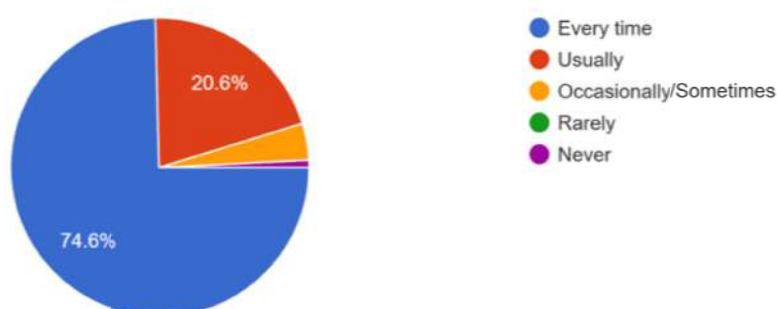


12. The teachers illustrate the concepts through examples and applications.

Teachers illustrate the concepts through examples and applications	Response %
Every time	74.60
Usually	20.60
Occasionally/Sometimes	4.00
Rarely	0.80
Never	0.00

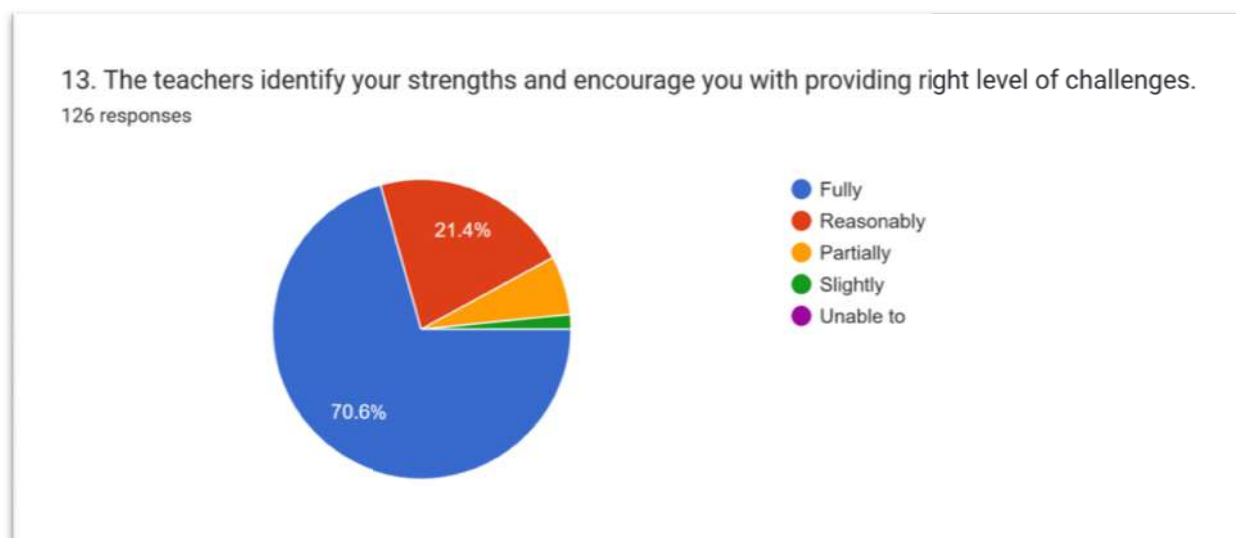
12. The teachers illustrate the concepts through examples and applications

126 responses



13. The teachers identify your strengths and encourage you with providing right level of challenges.

Teachers identify your strengths and encourage you with providing right level of challenges	Response %
Fully	70.60
Reasonably	21.40
Partially	6.30
Slightly	1.60
Unable to	0.00

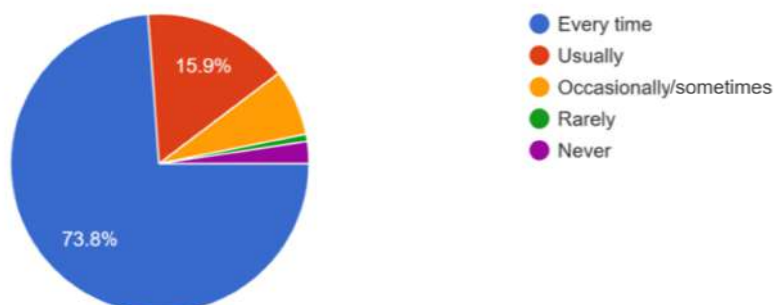


14. Teachers are able to identify your weaknesses and help you to overcome them.

Teachers are able to identify your weaknesses and help you to overcome them	Response %
Every time	73.80
Usually	15.90
Occasionally/sometimes	7.10
Rarely	0.80
Never	2.40

14. Teachers are able to identify your weaknesses and help you to overcome them

126 responses

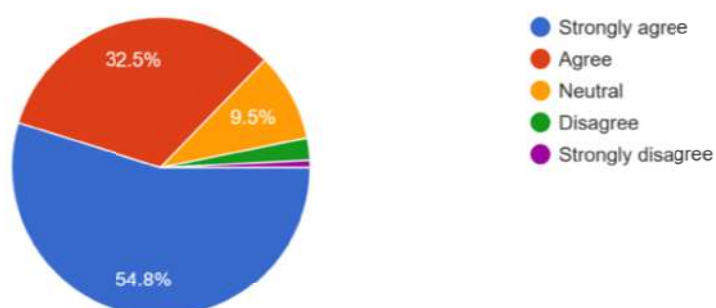


15. The institution makes effort to engage students in the monitoring, review and continuous quality improvement of the teaching learning process.

Institution makes effort to engage students in the monitoring, review and continuous quality improvement of the teaching learning process.	Response %
Strongly agree	54.80
Agree	32.50
Neutral	9.50
Disagree	2.40
Strongly disagree	0.80

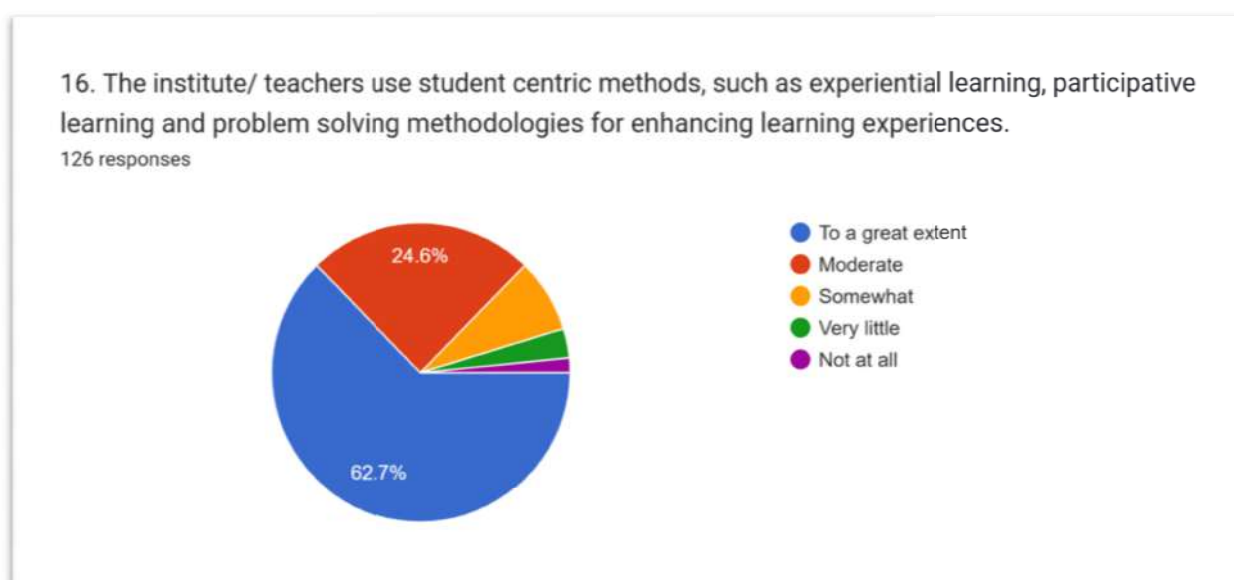
15. The institution makes effort to engage students in the monitoring, review and continuous quality improvement of the teaching learning process.

126 responses



16. The institute/ teachers use student centric methods, such as experiential learning, participative learning and problem solving methodologies for enhancing learning experiences.

Institute/ teachers use student centric methods, such as experiential learning, participative learning and problem solving methodologies for enhancing learning experiences	Response %
To a great extent	62.70
Moderate	24.60
Somewhat	7.90
Very little	3.20
Not at all	1.60

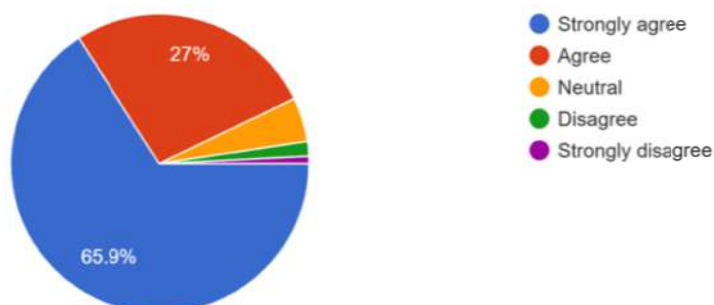


17. Teachers encourage you to participate in extracurricular activities.

Teachers encourage you to participate in extra-curricular activities	Response %
Strongly agree	65.90
Agree	27.00
Neutral	4.80
Disagree	1.60
Strongly disagree	0.80

17. Teachers encourage you to participate in extracurricular activities.

126 responses

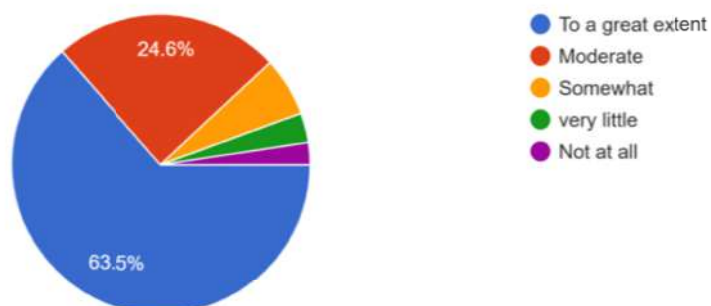


18. Efforts are made by the institute/ teachers to inculcate soft skills, life skills and employability skills to make you ready for the world of work.

Efforts are made by the institute/ teachers to inculcate soft skills, life skills and employability skills to make you ready for the world of work	Response %
To a great extent	63.50
Moderate	24.60
Somewhat	6.30
very little	3.20
Not at all	2.40

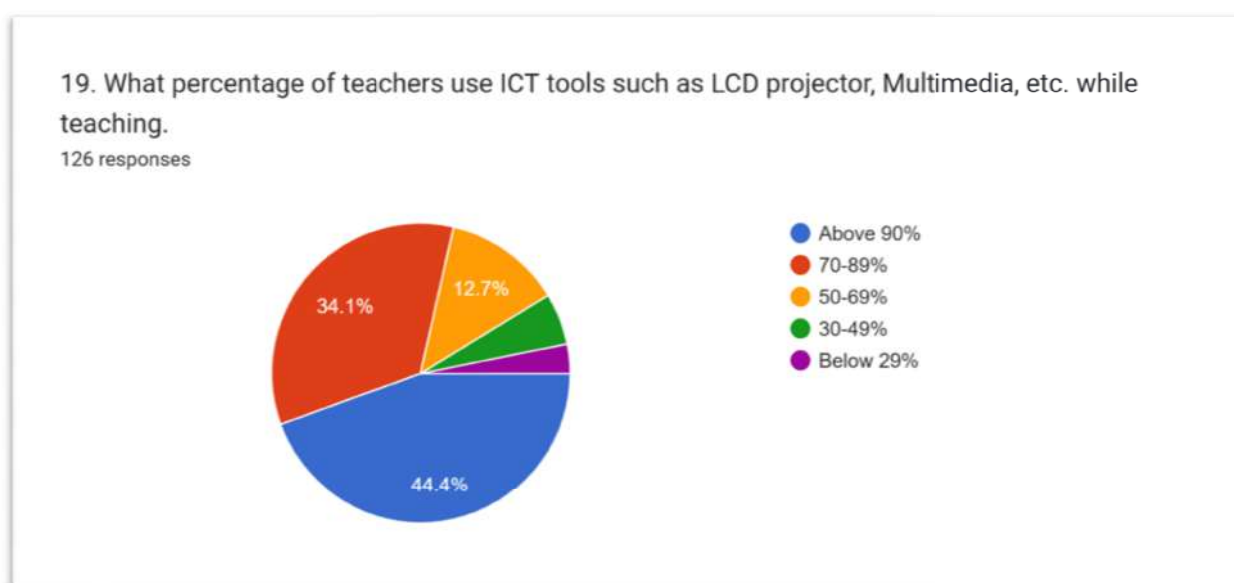
18. Efforts are made by the institute/ teachers to inculcate soft skills, life skills and employability skills to make you ready for the world of work.

126 responses



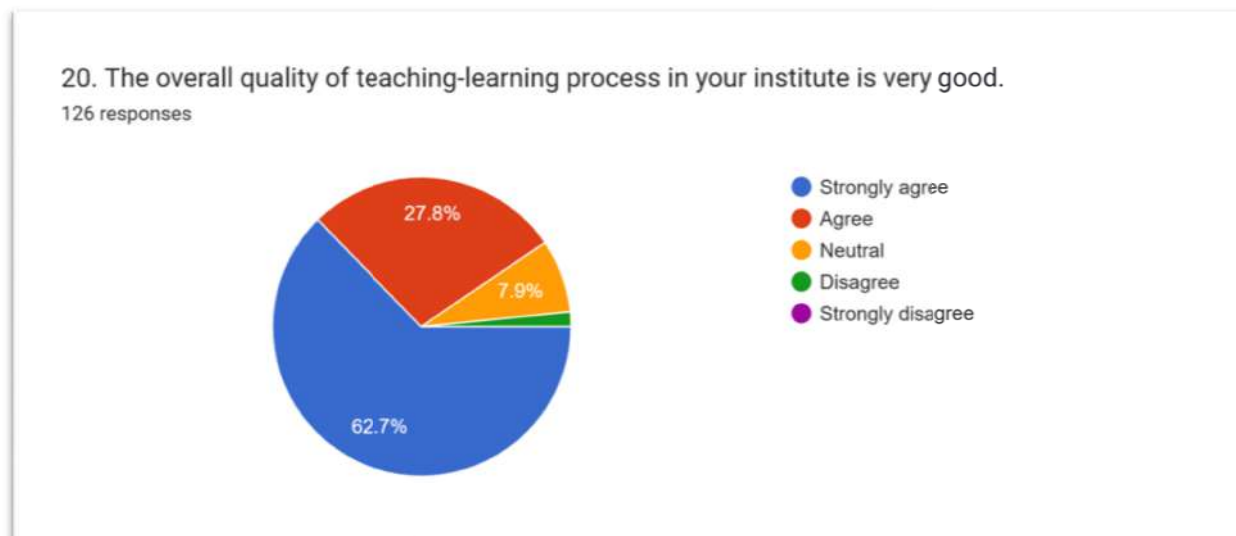
19. What percentage of teachers use ICT tools such as LCD projector, Multimedia, etc. while teaching.

Use of ICT tools such as LCD projector, Multimedia for Teaching	Response %
Above 90%	44.40
70-89%	34.10
50-69%	12.70
30-49%	5.60
Below 29%	3.20



20. The overall quality of teaching-learning process in your institute is very good.

Overall quality of teaching-learning process in your institute is very good	Response %
Strongly agree	62.70
Agree	27.80
Neutral	7.90
Disagree	5.60
Strongly disagree	3.20



ANALYSIS AND INTERPRETATION

- ❖ Out of the total respondents, about 96% of the students are of the view that above 70 % of the course is covered in the class.
- ❖ Around 97% of the students agree that teachers are prepared thoroughly and satisfactory for the lectures.
- ❖ Out of total respondents, about 90% students agree that teachers are able to communicate effectively always. 30% of the students agree that teacher's approach to teaching is very good and 58% of respondents are of the view that teaching technique is excellent.
- ❖ Majority of students i.e. 93% of students agree that there is always fairness in the internal evaluation process by the teachers. 87% students agree that teachers discuss the performance in assignments with them.
- ❖ 77% of the students are of the view that institute takes active interest in promoting internship, student exchange and field visit opportunities. Teaching and mentoring process in the institution facilitates students in cognitive, social and emotional growth significantly as agreed by 83% of the students.
- ❖ Maximum numbers of students, i.e., 91% agree including strongly agree that institution provides multiple opportunities to learn and grow. Also, around 93% of the students think that teachers every time and usually inform them about their expected competencies,

course outcomes and programme outcomes.

- ❖ However, 91% of the students are of the view that mentor does a necessary follow up with an assigned task on usual basis.
- ❖ About 95% of the students are happy with the illustration of the concepts through examples and applications.
- ❖ Majority of students (92%) agrees that teachers help in identifying the strengths and encourage them with providing right levels of challenges. Also, about 89% of the respondents agree that teachers help in identifying the weakness and further help in overcome them. 87% agrees that institution makes efforts to engage students in the monitoring, review and continuous quality improvement of the teaching learning process.
- ❖ Maximum number of students i.e. 89% agrees that institution/teachers use student's centric methods, such as experiential learning, participative learning and problem solving methodologies for enhancing learning experiences.
- ❖ 93% respondents agree including strongly agree that teachers encourage participating in extra-curricular activities.
- ❖ According to the survey, 88% of the students agree that great and moderate efforts are made by the institution to inculcate soft skills, life skills, and employability skills you ready for the world of work.
- ❖ About 78% of students said that more than 70% of teachers use ICT tools while teaching. Regarding the overall quality of teaching in the institute, almost 90% of the students agree that it is very good.

CONCLUDING REMARKS

It can be concluded from the above analysis that majority of the students are satisfied with the teaching methods and techniques. Notably, teachers are well prepared for their lectures and use interactive techniques to involve all the students in class discussion. There is no bias in evaluation of the student's performance. Students are satisfied with the opportunities of internship and placements provided by the institute. The focus of the institute is to provide experiential learning to the students along with development of problem solving skills so that they can increase their employability skills in future. Student's feedback surveys provide institutions and instructors with powerful information they can use to improve student learning and thus strengthen the institution as a whole.

STUDENT SUGGESTIONS

The following suggestions are given by the students for the betterment of the teaching learning process. By Implementing these suggestions could contribute to creating a more enriching and fulfilling educational experience for students:


- **Enhancement of Communication skills:** Organize communication classes to improve their communication skills to communicate everyone.
- **Filling Vacant Teaching Positions:** It's essential to fill vacant teaching positions to ensure the smooth functioning of the educational institution.
- **Encouragement and Motivation:** Teachers should actively engage and motivate students to enhance their learning experience.
- **Integration of ICT Tools:** Incorporating Information and Communication Technology (ICT) tools can help clarify concepts and make learning more interactive.
- **Ease and Effectiveness of Teaching-Learning Process:** The teaching and learning process should be made easy, friendly, and effective for students.
- **Preparation for Competitive Examinations:** Emphasis should be placed on preparing students for competitive examinations to enhance their career prospects.
- **Improving Library and Laboratory Facilities:** Adding reference books to the college library and providing necessary instruments in laboratories can enrich the learning environment.
- **Enhanced Sports Facilities:** Offering more sports facilities can promote physical well-being and overall development among students.
- **Utilizing Visual Media:** Using better graphics and visual media can enhance student engagement and make learning more enjoyable.
- **Diversifying Library Collection:** Providing a variety of extraordinary books beyond academic studies can broaden students' horizons and stimulate their intellectual curiosity.
- **Establish Commerce computer lab** with advance software and Business newspapers & magazines.

ACTION TAKEN ON ABOVE SUGGESTIONS

- To improve the communication skills the language lab has been established.
- The college also takes various initiatives under the theme '*clean and green campus*' to

improve the cleanliness inside and outside the campus area.

- The career counseling and guidance cell of the college motivate and disperse the awareness by organizing lectures on various competitive examinations.
- The students are enjoying the facilities of new badminton court, volleyball court and basketball playground which are recently developed in the campus.
- Teachers are directed to use more ICT tools in teaching learning process.


Principal
Govt. College Bhoranj (Tarkwari)
Distt. Hamirpur (H.P.) - 177025

Principal